



**AN UPWARD
TRAJECTORY OF
PRODUCTION PROFILE**

QUARTERLY PRODUCTION REPORT / Q2 2017

DISCLAIMER

These materials do not constitute or form any part of any offer or invitation to sell or issue or purchase or subscribe for any shares in Vast Resources plc. (the “Company”) nor shall they or any part of them, or the fact of their distribution, form the basis of, or be relied on in connection with, any contract with the Company relating to any securities.

These materials have been prepared as a summary only and do not contain all information about the Company’s assets and liabilities, financial position and performance, profits and losses, prospects and rights and liabilities. No reliance may be placed for any purpose whatsoever on the information contained in these materials or on their completeness. Any reliance thereon could potentially expose you to a significant risk of losing all of the property invested by you or the incurring by you of additional liability. No representation or warranty, express or implied, is given by the Company, its directors or employees, or their professional advisers as to the accuracy, fairness, sufficiency or completeness of the information, opinions or beliefs contained in these materials. Save in the case of fraud, no liability is accepted for any loss, cost or damage suffered or incurred as a result of the reliance on such information, opinions or beliefs.

Certain statements and graphs throughout these materials are “forward-looking statements” and represent the Company’s expectations or beliefs concerning, among other things, future operating results and various components thereof, including financial condition, results of operations, plans, objectives and estimates(including resource estimates), and the Company’s future economic performance. These statements, which may contain the words “anticipate”, “believe”, “intend”, “estimate”, “expect” and words of similar meaning, reflect the directors’ beliefs and expectations and involve a number of risks and uncertainties as they relate to events and depend on circumstances that will occur in the future. Forward-looking statements speak only as at the date of these materials and no representation is made that any of these statements or forecasts will come to pass or that any forecast results will be achieved. The Company expressly disclaims any obligation to update or revise any forward-looking statements in these materials, whether as a result of new information or future events.

If you are considering buying shares in the Company, you should consult a person authorised by the Financial Conduct Authority who specialises in advising on securities of companies such as Vast Resources plc.

COMPANY SNAPSHOT

- Two producing mines and upside from an exceptional pipeline of development assets
- On track for enhanced production rates following capital investment to increase operational capacity and improve efficiencies

Market	AIM
Ticker	VAST
Share price	0.335p*
Market cap	£15.68 million*
Total Voting Capital	4,683,461,961
Fully diluted share capital	5,274,445,165

* as at close on 27.07.17

Chief Executive Officer [†]	Roy Pitchford
Chairman [†]	Brian Moritz
Finance Director & Company Secretary [†]	Roy Tucker
Non-Executive Director [†]	Eric Diack
Non-Executive Director [†]	Brian Basham
Chief Financial Officer	Carl Kindinger
President & Executive Director (Vast Resources Romania)	Andrew Prelea
Chief Operating Officer	Craig Harvey

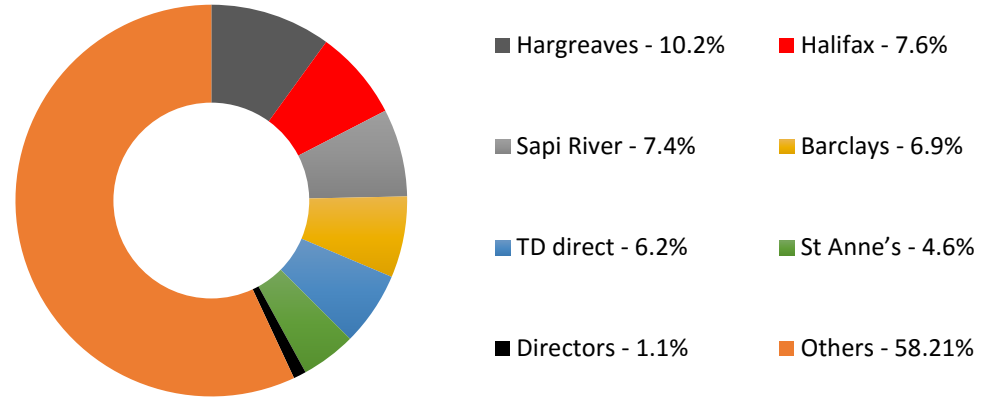
[†] Director of Vast Resources plc

SHARE ANALYSIS

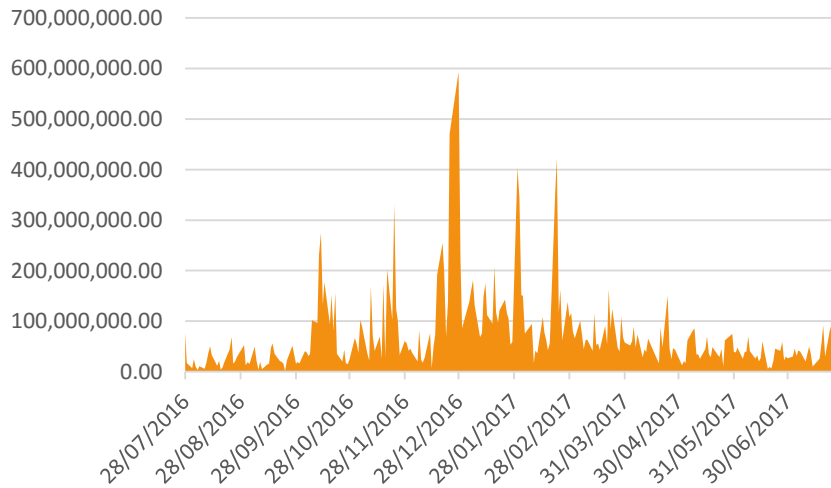
SHARE PRICE



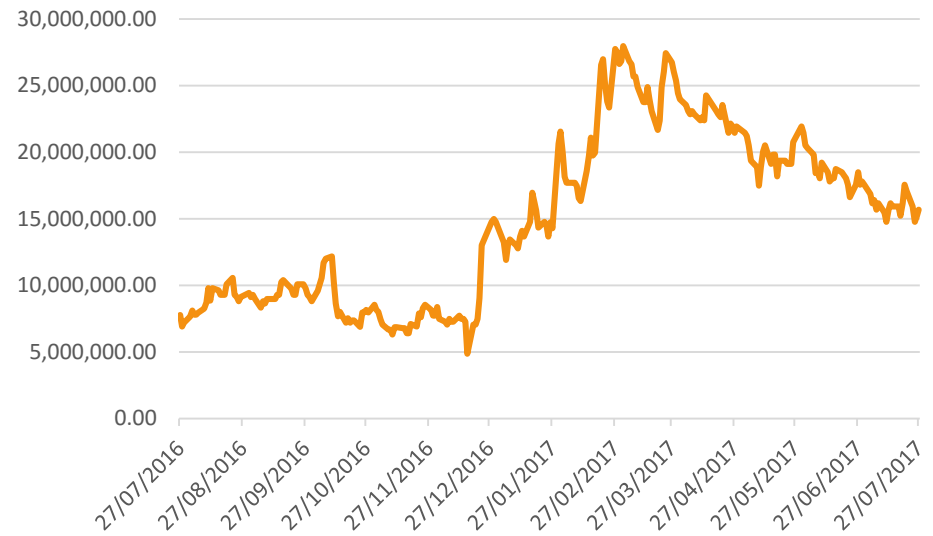
KEY SHAREHOLDERS



VOLUME



MARKET CAPITALISATION



ROMANIA



- Established mining culture and pro-mining government
- Emerging market opportunities – potential for significant new discoveries
- Excellent infrastructure to support development
- Strategic location provides easy access to Europe, the Middle East and Africa

MANAILA POLYMETALLIC MINE

- Total open pit Mineral Resource (Ind & Inf) of 2.6Mt at a grade of 1.0% Cu, 0.4% Pb and 0.9% Zn at a 0.25% Cu cut-off
- Total underground Mineral Resource (Ind & Inf) of 310,000t at a grade of 1.7% Cu, 0.4% Pb and 0.5% Zn at a 1.00% Cu cut-off
- Exploration Target defined for:
 - Open pit of 4.45Mt-11.88Mt with grades up to 2.3% Cu, 0.5% Pb and 1.1% Zn
 - Underground of 5.92Mt-15.78Mt with grades up to 2.6% Cu, 2.0% Pb and 2.6% Zn

MANAILA & REGIONAL DEVELOPMENT

- Manaila licence extension granted increasing total prospecting licence area by over 20 times
- Evaluation of Carlibaba prospect underway as the source of additional ore and as a location of a new metallurgical complex to support to support the wider Manaila licence area
- New prospecting licences granted in the region: Piciorul Zimbrului and Magura Neagra – both are prospective for polymetallic mineralisation
- Exploration team estimated that at a 10% conversion ratio from exploration target to a reserve, the reserves may total 300Mt of ore and place it above the current operations of Cuprumin at Rosia Poieni

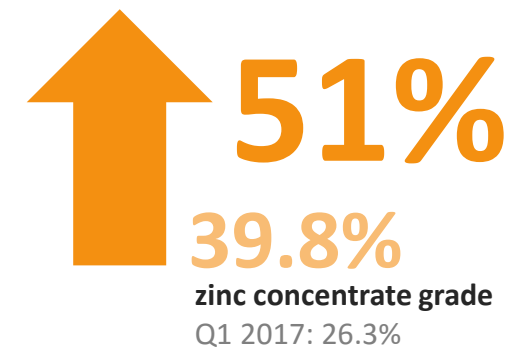
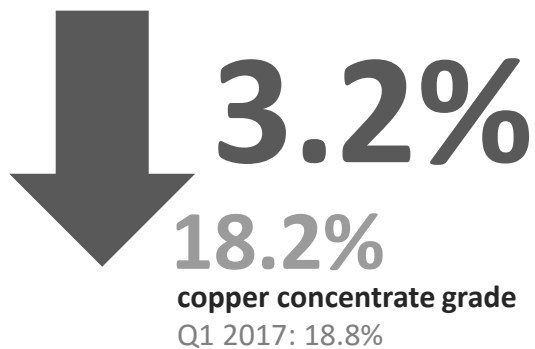

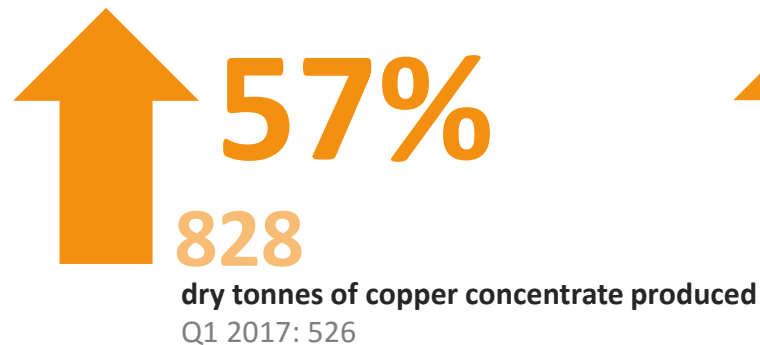
BAITA PLAI POLYMETALLIC MINE & FANEATA TAILINGS

- 1,800,000 tonne copper-silver-zinc-lead-gold-tungsten ore body at 6% copper equivalent (Russian Reserves and Resources Reporting System)
- Unmeasured resources in other pipes and substantial exploration upside
- 3Mt polymetallic resource at Faneata (Gross 2.4Mt net to Vast) consists of more than 40 years' material from the proximal Baita Plai Polymetallic Mine
- Potential to develop Faneata as a stand-alone mining operation using Baita Plai processing facility 6.5km away

QUARTERLY PRODUCTION DASHBOARD

MANAILA HEADLINE FIGURES

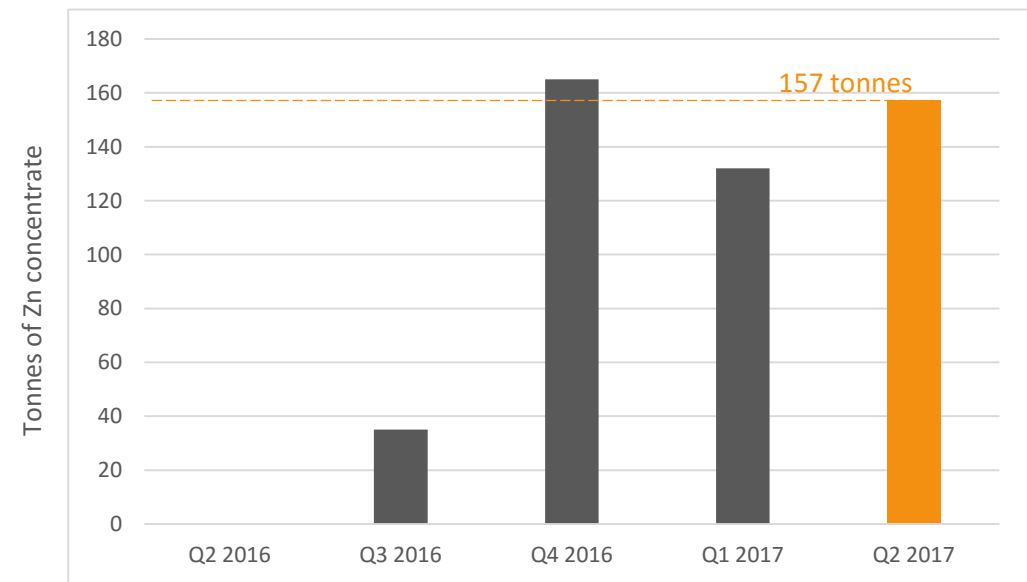
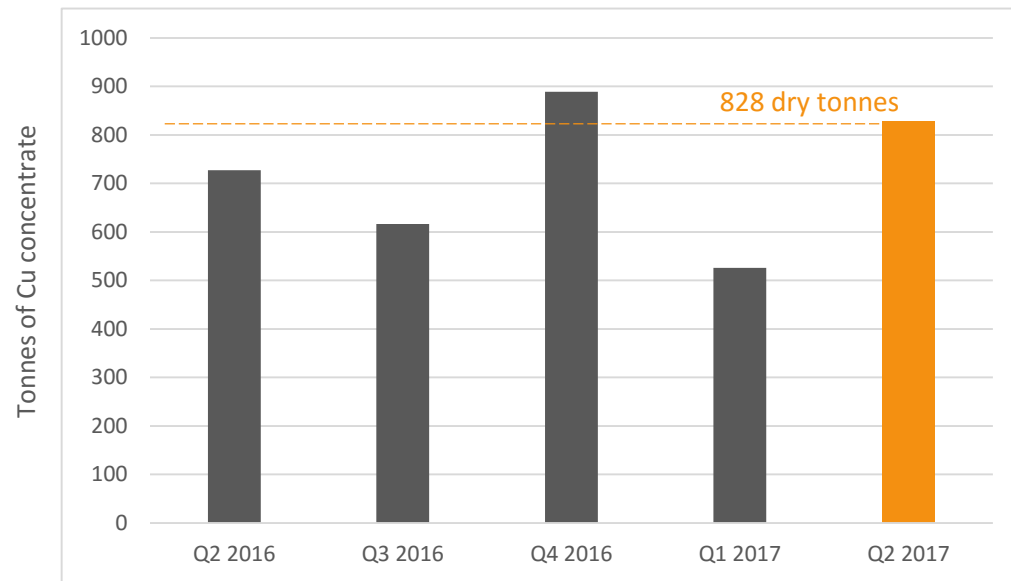
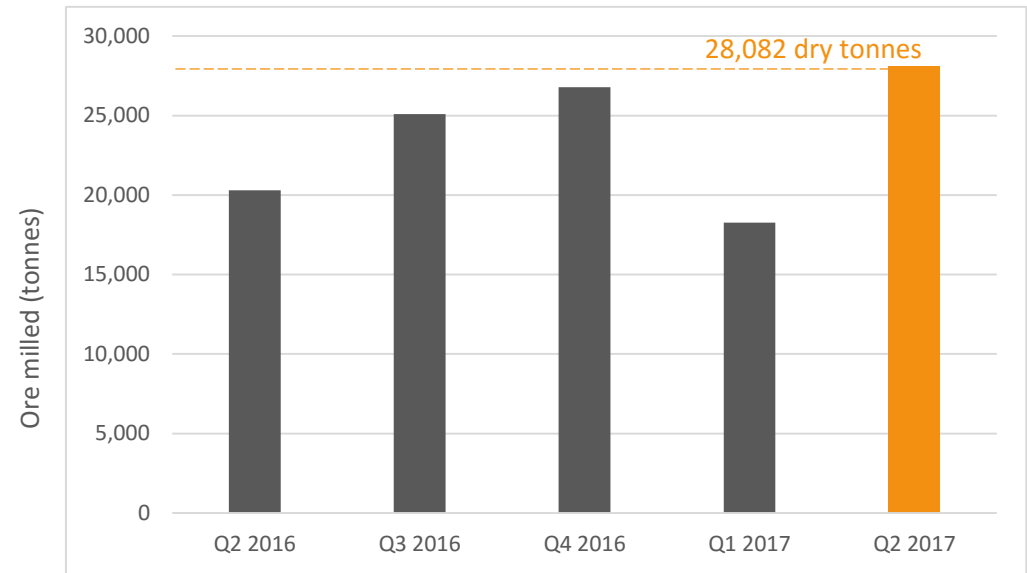
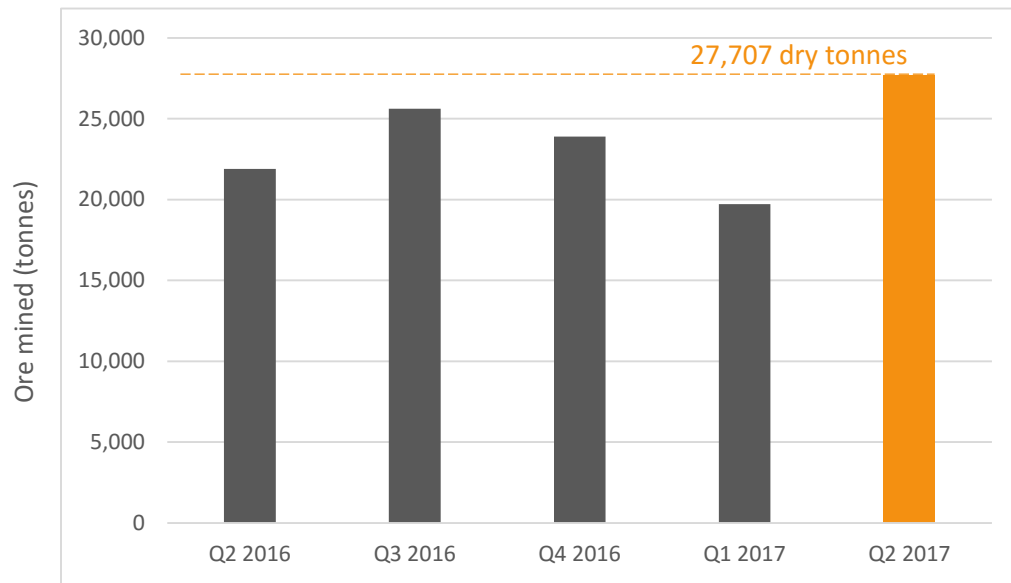
“The Company’s belief in and continued support for Manaila has been vindicated following a significant improvement in performance compared to Q1 2017 demonstrating a clear and material upward trajectory in our production profile.”
– Roy Pitchford, CEO



(1)
(2)

Converted to dry tonnes – previously wet tons mined of 21,901
Converted to dry tonnes – previously wet tons milled of 20,291

MANAILA POLYMETALLIC MINE ROMANIA



FANEATA AND BAITA PLAI

The Company's 80% owned 3Mt Faneata Tailings Storage Facility consists of more than 40 years' material from the proximal Baita Plai Polymetallic Mine

PROPOSED DEVELOPMENT AT FANEATA:

- Intention to utilise the Company's Baita Plai processing facility located 6.5km away
- Metallurgical test work is commencing to determine the amenability to pre-concentration and flotation
- Feasibility Study underway and due for completion in H2 2017 - the Feasibility Study will define the parameters for development at Faneata
- Application has been made for an exploitation right over the tailings dam
- A Preliminary Economic Assessment undertaken on the operating costs indicates a break-even total processing recovery of 25%
- At an anticipated total processing recovery of 36% and based on a model that assumes processing of the Faneata tailings at Baita Plai, Faneata has the potential to deliver a 44% margin over a period of 16-20 months before capital expenditure is considered

ZIMBABWE



- Exceptional mineralised terrane
- High value brownfield assets
- Established mining infrastructure
- Skilled workforce

SULPHIDE DEVELOPMENT:

- Construction of sulphide processing plant to exploit +20 year resource currently underway utilising internal cash flow
- Majority of the sulphide concentrating equipment is on site and significant proportion is installed
- 75% increase in installed primary milling capacity once sulphide plant is commissioned to 35,000 tonnes per month from the current 20,000 tonnes per month
- Mill grade expected to increase from ~2.00g/t gold ('Au') to between 3.00g/t Au and 4.00g/t Au over a 6 to 9 month period as higher grade sulphide ore is mined and processed, resulting in a significant increase in production
- Construction is progressing on time and on budget - first sulphide production is scheduled for Q3 2017

PICKSTONE-PEERLESS GOLD MINE

- Mineral Reserve: 1.0Moz (@ 1.9g/t Au)
- Mineral Resource: 3.2Moz (@ 1.6g/t Au), inclusive of reserve
- 7 year oxide mine life
- Artisanal toll treatment plant commissioned in Q1 2017 and contributing towards total reported gold ounces
- Construction of sulphide processing plant currently underway utilising internal cash flow – due for completion in Q3 2017

[MORE INFORMATION](#)

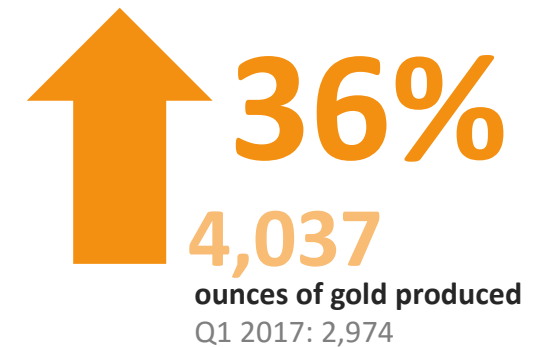
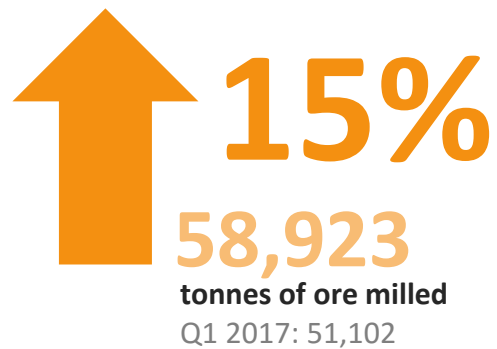
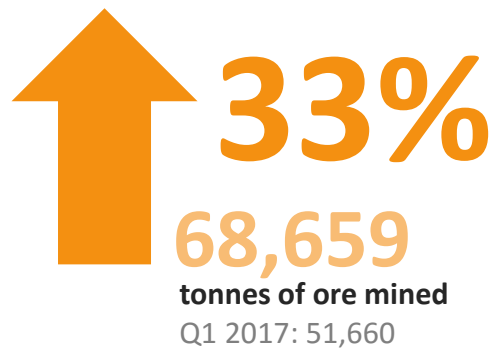
GIANT GOLD PROJECT

- Previously producing mine located 30km from Pickstone-Peerless
- Current inferred resource of 0.5Moz
- Further exploration drilling will be evaluated in addition to consultations with representatives of artisanal miners on site
- Intention to fund development through internal cash flow

QUARTERLY PRODUCTION DASHBOARD

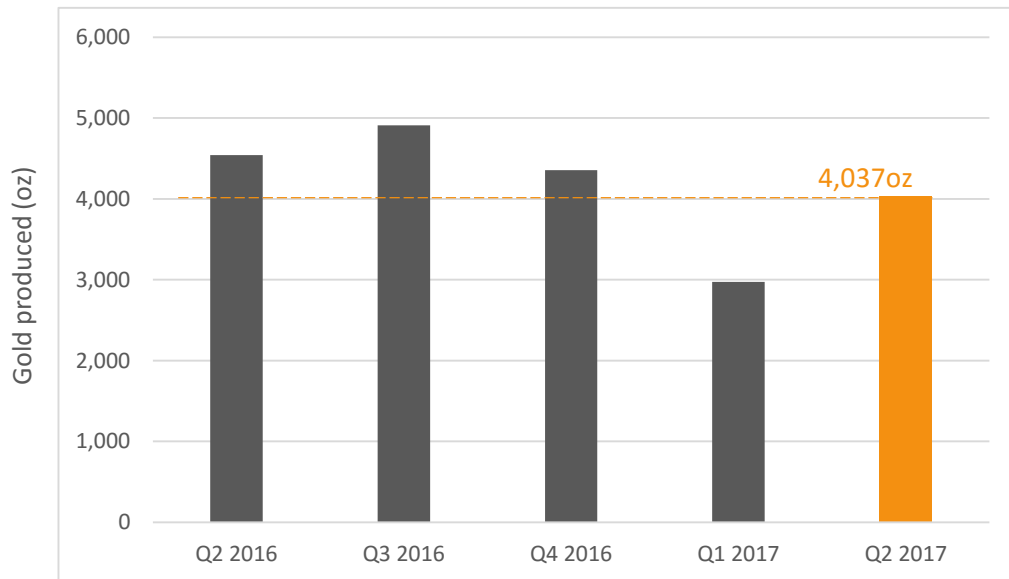
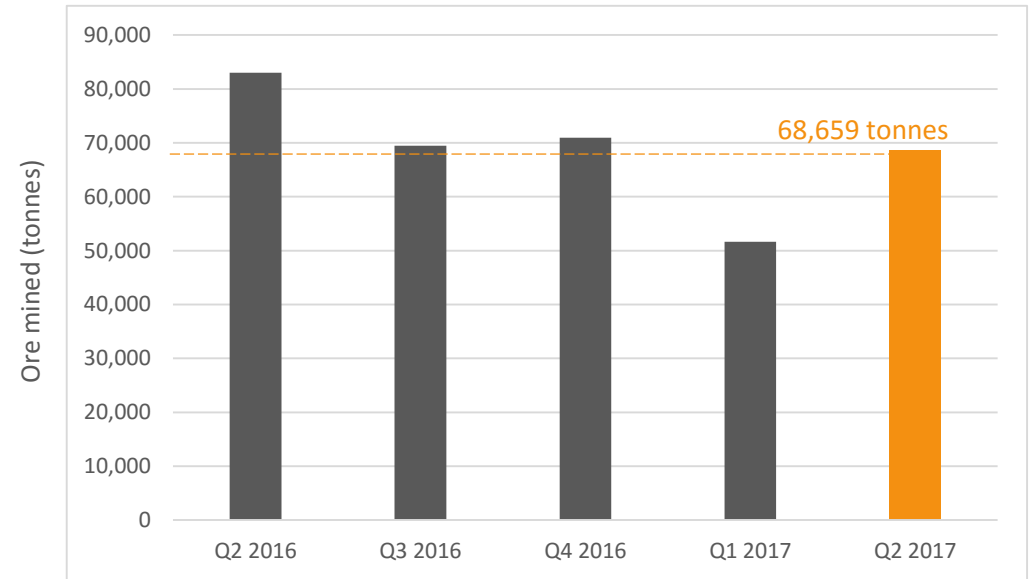
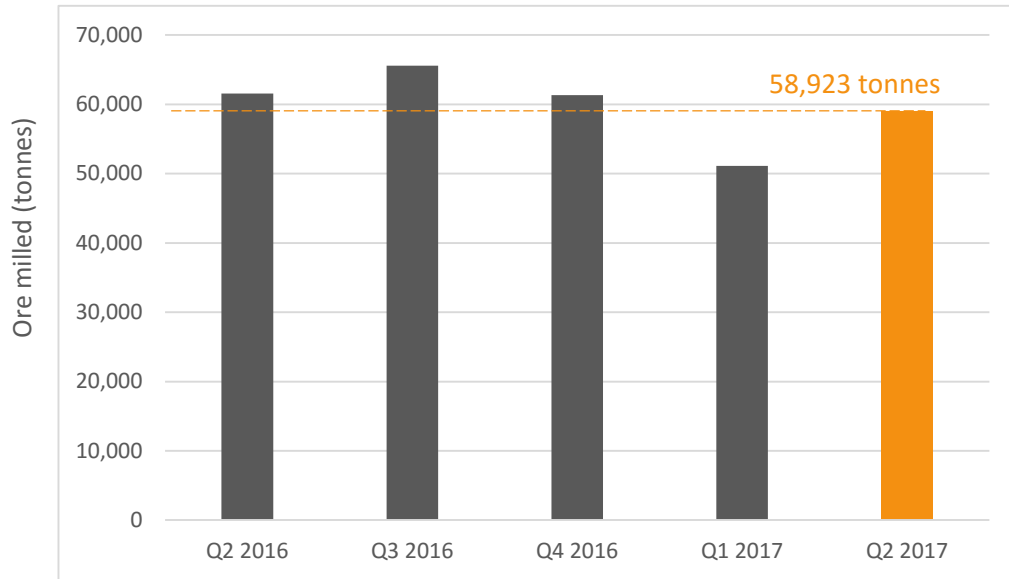
PICKSTONE-PEERLESS HEADLINE FIGURES

“...mining, processing and production levels at Pickstone-Peerless have recovered and additional gold production, albeit modest, is being realised from the artisanal gold processing facility that was commissioned in calendar Q1 2017.” – Roy Pitchford, CEO



FIRST SULPHIDE PRODUCTION IS SCHEDULED DURING THE CURRENT QUARTER AND IS ANTICIPATED TO INCREASE TOTAL GOLD PRODUCTION CAPACITY BY APPROXIMATELY 75%

PICKSTONE-PEERLESS GOLD MINE ZIMBABWE



MANAILA SUMMARY

- A clear and material upward trajectory in the production profile at Manaila – delivered through remedial actions taken during Q1 and Q2, which will support a targeted 15,000 tonnes per month mill feed
- Three concentrates now being produced at Manaila – copper, zinc and gold:
 - **Copper** – maintained above the important 18% threshold
 - **Zinc** – dramatic increase in the quantity and quality of concentrate produced
 - **Gold** – inaugural concentrate production from test phase of the Knelson Concentrator extracting a pyrite concentrate containing gold credits – work on-going to optimise production
- Production at Manaila continuing to improve – strong start to July, with an average milled rate of 464 tonnes per day

PICKSTONE-PEERLESS SUMMARY

- Recovery of production levels from previous quarter
- **Artisanal toll treatment plant now contributing** to total gold ounces reported at Pickstone-Peerless
- Construction of the **sulphide treatment plant now well advanced ahead of targeted production in Q3 2017:**
 - Third mill was placed on its foundation plinths
 - Sulphide flotation units delivered to mine site
 - Additional CIL tanks approximately 50% complete at the end of the period
- Production capacity anticipated to **increase by approximately 75%** once sulphide treatment plant is commissioned and running at steady state



www.vastresourcesplc.com

An aerial photograph of a large-scale mining operation. The image shows a massive, terraced excavation site with various levels of earth and rock. A red truck is visible on a road in the upper right, and a yellow excavator is working in a muddy area in the lower right. The terrain is rugged and shows signs of heavy industrial activity.

Roy Pitchford | Chief Executive Officer

T: +44 (0) 20 7236 1177

St Brides Partners | PR & IR

Susie Geliher + Charlotte Page

T: +44 (0) 20 7236 1177

susie@stbridespartners.co.uk

charlotte@stbridespartners.co.uk